

Nationwide JR Route Map

Transport services and routes covered by this pass

Railways : JR lines throughout Japan, including Shinkansen "bullet trains" (except for "NOZOMI" and "MIZUHO" services), limited express trains, express trains and local trains,

- Tokyo Monorail
- Aomori Railway between Hachinohe and Aomori, Aomori and Noheji, or Hachinohe and Noheji (valid only for use on ordinary trains)
- IR Ishikawa Railway between Kanazawa and Tsubata
- Ainokaze Toyama Railway between Toyama and Takaoka (valid only for use on ordinary trains)
- (On Aomiori, IR Ishikawa, and Ainokaze Toyama Railways, valid only for travel extending through the indicated segments without stopover)

Buses : JR Bus services (except for expressway buses and some local services).

Ferry : JR Miyajima ferry

Transport services and routes NOT covered by this pass

This pass is not valid for "NOZOMI" and "MIZUHO" services (both reserved and non-reserved) on the Tōkaidō, Sanyō, and Kyūshū Shinkansen lines.

Trains and services requiring additional basic fares and charges

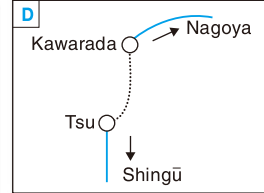
Travel on JR Group trains that connect directly with non-JR Group railways will require additional payment of basic fares and charges for the sections operated by the other company. Please pay either on the train or at a station on the line of the company concerned. (The map below shows the main applicable train lines. Additional payment may also be required on non-regular services in addition to these.) There are also some JR trains that connect directly with subway lines, etc. not shown in the map requiring additional fares and charges for the sections of those lines.

Key to lists of trains and sections requiring additional basic fares and charges

A	Train name
B	Railway name
C	Required fare and charge (adult) *Varies depending on actual distance of travel.
D	Inset key
	— Covered by the pass (JR lines)
	⋯ Not covered by the pass (Non-JR lines)

Trains and sections requiring additional basic fares and charges

A	Wide View Nanki / Mie
B	Ise Railway
C	Kawarada-Tsu Wide View Nanki [Ordinary] 820Yen Mie [Ordinary] 510Yen
D	Inset key



Trains and sections requiring additional basic fares and charges

A	Shirayuki
B	Echigo TOKImeki Railway
C	Naoetsu-Arai [Res. Ord. Car] 530Yen
D	Inset key



Trains and sections requiring additional basic fares and charges

A	Super Hakuto Super Inaba
B	Chizu Kyuko
C	Kamigōri-Chizu [Res. Ord. Car] 1,820Yen [Res. Green Car] 2,340Yen
D	Inset key



Trains and sections requiring additional basic fares and charges

A	Hashidate / Tango Relay
B	Kyoto Tango Railway
C	Fukuchiyama-Amanohashidate [Res. Ord. Car] 1,620Yen [Res. Green Car] 2,120Yen
D	Inset key

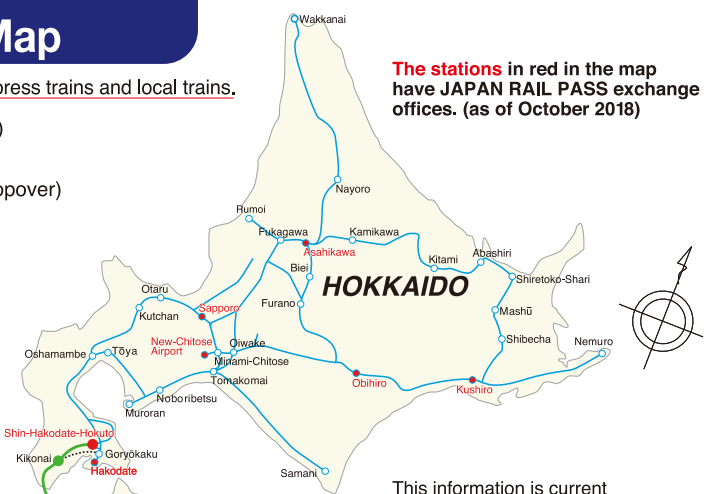


Trains and sections requiring additional basic fares and charges

A	Nanpu / Shimanto / Ashizuri
B	Tosa Kuroshio Railway
C	Kubokawa-Sukumo [Res. Ord. Car] 2,430Yen [Res. Green Car] 3,040Yen
D	Inset key



The stations in red in the map have JAPAN RAIL PASS exchange offices. (as of October 2018)

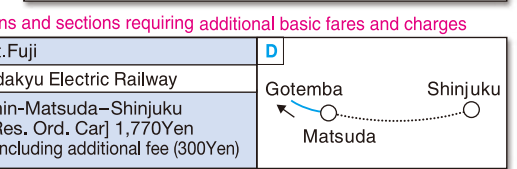


This information is current as of October 2018. The transportation services and train operations are subject to change.

Not valid for "Nozomi" and "Mizuho" service on the Tokaidō (Tōkyō - Shin-Ōsaka), Sanyō (Shin-Ōsaka - Hakata) and Kyushū (Hakata - Kagoshima-Chūō) Shinkansen lines.

Trains and sections requiring additional basic fares and charges

A	Nikko	A	Kinugawa Spacia Kinugawa
B	Tobu Railway	B	Tobu Railway
C	Kurihashi-Tōbu-nikkō [Res. Ord. Car] 2,000Yen	C	Kurihashi-Kinugawa-onsen [Res. Ord. Car] 2,000Yen [Green Car accom.] Basic fare (970 Yen) and charges for all sections are required.
D	Inset key	D	Inset key



Trains and sections requiring additional basic fares and charges

A	Mt. Fuji	D	Inset key
B	Odakyu Electric Railway		
C	Shin-Matsuda-Shinjuku [Res. Ord. Car] 1,770Yen *Including additional fee (300Yen)		

Trains and sections requiring additional basic fares and charges

A	Odoriko Super View Odoriko	D	Inset key
B	Izu Kyuko Izu Hakone Railway		
C	Itō-Izukyū-Shimoda [Res. Ord. Car] 2,130Yen [Res. Green Car] 2,540Yen (Odoriko) [Res. Green Car] 2,800Yen (Super View Odoriko) [Green Car accom.] Basic fare (1,620Yen) and charges for all sections are required. Mishima-Shuzenji 510Yen		

